

KORONABIRUSAREN EGOERA EPIDEMIOLOGIKOA EUSKADIN (COVID-19) SITUACIÓN EPIDEMIOLÓGICA DEL CORONAVIRUS (COVID-19) EN EUSKADI

28/08/2020 - 00:00 horas

Txosten hau hainbat profesionalen egiten dute, informazioa lantzeko prozesuaren fase ezberdinetan beharrezko diren analisiez arduratzen da bakoitza.

Este informe es elaborado por un conjunto de profesionales que aportan su análisis a diferentes fases del proceso de elaboración de información.

Egileak ordena alfabetikoz / Autores por orden alfabético:

- Arantzazu Arrospide (Osakidetza, OSI Alto Deba)
- Maria Teresa Bacigalupe (Osakidetza, Servicios Centrales)
- Joseba Bidaurrezaga (Departamento de Salud, Salud Pública Bizkaia)
- Montserrat Calvo (Departamento de Salud)
- Igor Goirizelaia (Departamento de Salud)
- Nuria Gonzalez (Osakidetza, Servicios Centrales)
- Ania Gorostiza (Kronikgune)
- Gonzalo Lopez-Arbeloa (Osakidetza, Servicios Centrales)
- Imanol Montoya (Departamento de Salud)

TXOSTENEAN ORAIN ARTE ARAZTU EDO ZUZENDU DIREN AKATSAK ERRORES DEPURADOS O CORREGIDOS HASTA LA FECHA EN EL INFORME

Txosten honen informazioa etengabe berrikusten eta arazten ari da. Baliteke, gardentasunaren mesedetan, akats puntualen bat egotea, gerora zuzenduko dena.

La información de este informe está continuamente siendo revisada y depurada. En aras de la transparencia puede que haya algún error puntual que se corregirá posteriormente.


| ARAZTU EDO ZUZENDU DIREN AKATSAK | ERRORES DEPURADOS O CORREGIDOS |
|--|---|
| Egunero desadostasun txikiak zuzentzen dira bizilekuaren eta testa eskatzen den lurralde historikoaren artean. | Cada día se corrigen pequeñas discrepancias entre el lugar de residencia y el territorio histórico desde donde se solicita el test. |

KORONABIRUSAREN EGOERA EPIDEMIOLOGIKOA EUSKADIN (COVID-19) SITUACIÓN EPIDEMIOLÓGICA DEL CORONAVIRUS (COVID-19) EN EUSKADI

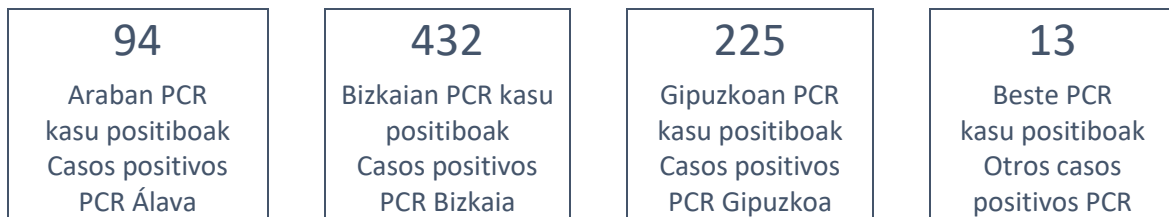
28/08/2020 - 00:00 horas



Atzo egindako PCR testak eta positibo kopurua
Test PCR realizados ayer y número de casos positivos



PCR positibo eman duten pertsonak lurralde historikoaren arabera
Personas que han dado positivo PCR por Territorio Histórico



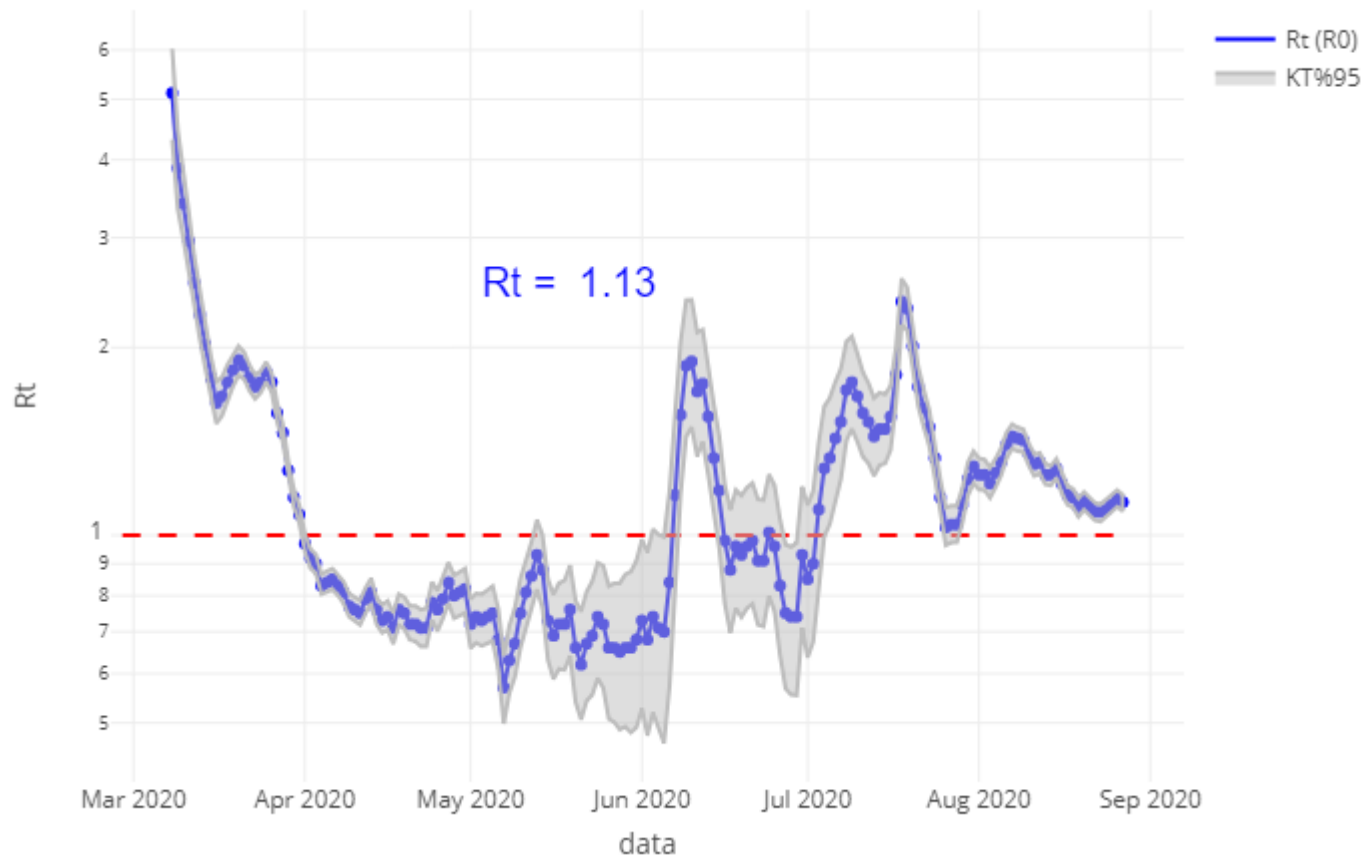
Ospitaleen egoera eta oinarrizko birsorkuntza tasa
Situación de los hospitales y número reproductivo básico



(1) COVID dela eta ospitaleratuta / (1) Ingresos por causa COVID.

Oinarrizko birsorkuntza tasa R0 Número reproductivo básico

EAE - PCR(+)



PCR KASU POSITIBO BERRIEN ANALISIA / ANÁLISIS DE NUEVOS CASOS PCR POSITIVOS

| | | POSITIBOAK /POSITIVOS |
|--------------|-----------------------|-----------------------|
| SEXUA / SEXO | Gizonak /Hombres | 377 |
| | Emakumeak / Mujeres | 387 |
| | No consta | 0 |
| ADINA / EDAD | 0 - 9 | 58 |
| | 10 - 19 | 76 |
| | 20 - 29 | 139 |
| | 30 - 39 | 120 |
| | 40 - 49 | 120 |
| | 50 - 59 | 106 |
| | 60 - 69 | 59 |
| | 70 - 79 | 41 |
| | 80 - 89 | 31 |
| | Más de 90 edo gehiago | 11 |
| | No consta | 3 |

**PCR POSITIBO BERRIAK EUSKADIKO UDALERRIETAN /
NUEVOS POSITIVOS PCR EN LOS MUNICIPIOS DE EUSKADI**

Alfabetoz ordenatuta./ Ordenado alfabéticamente.

| UDALERRIA / MUNICIPIO | 21/08 | 22/08 | 23/08 | 24/08 | 25/08 | 26/08 | 27/08 | Tasa* |
|------------------------------|------------|------------|-----------|-----------|-----------|------------|-----------|---------------|
| ALEGRIA - DULANTZI | 0 | 0 | 0 | 0 | 0 | 0 | 2 | 65,04 |
| AMURRIO | 1 | 1 | 2 | 3 | 1 | 2 | 0 | 95,98 |
| ARAMAIO | 0 | 0 | 0 | 0 | 0 | 0 | 0 | 0,00 |
| ARMIÑON | 0 | 0 | 0 | 0 | 0 | 0 | 0 | 0,00 |
| ARRAIA - MAEZTU | 0 | 0 | 0 | 0 | 0 | 1 | 0 | 136,61 |
| ARRATZUA - UBARRUNDIA | 3 | 1 | 0 | 0 | 1 | 1 | 0 | 580,83 |
| ARTZINIEGA | 1 | 0 | 0 | 5 | 1 | 3 | 1 | 572,32 |
| AYALA / AIARA | 0 | 0 | 1 | 0 | 0 | 1 | 2 | 137,88 |
| BAÑOS DE EBRO / MAÑUETA | 0 | 0 | 0 | 0 | 0 | 0 | 0 | 0,00 |
| BARRUNDIA | 0 | 0 | 0 | 0 | 0 | 0 | 0 | 0,00 |
| BERANTEVILLA | 0 | 0 | 0 | 0 | 1 | 0 | 0 | 204,92 |
| ELBURGO/BURGELU | 0 | 0 | 0 | 0 | 0 | 0 | 0 | 0,00 |
| IRUÑA OKA / IRUÑA DE OCA | 1 | 1 | 0 | 0 | 1 | 1 | 0 | 113,83 |
| IRURAIZ-GAUNA | 0 | 0 | 0 | 0 | 0 | 0 | 0 | 0,00 |
| LABASTIDA / BASTIDA | 0 | 0 | 0 | 0 | 0 | 1 | 0 | 67,02 |
| LANTARON | 0 | 0 | 0 | 0 | 0 | 0 | 0 | 0,00 |
| LAUDIO/LLODIO | 3 | 2 | 0 | 0 | 0 | 1 | 2 | 43,61 |
| LEGUTIO | 0 | 2 | 1 | 0 | 0 | 0 | 0 | 167,13 |
| LEZA | 0 | 0 | 0 | 0 | 0 | 0 | 0 | 0,00 |
| OKONDO | 0 | 0 | 0 | 0 | 0 | 0 | 0 | 0,00 |
| OYON-OION | 1 | 0 | 1 | 1 | 4 | 0 | 1 | 228,77 |
| ERRIBERAGOITIA / RIBERA ALTA | 3 | 0 | 0 | 0 | 0 | 0 | 0 | 358,85 |
| RIBERA BAJA/ERRIBERA | 0 | 0 | 0 | 0 | 0 | 1 | 0 | 64,10 |
| SALVATIERRA/AGURAIN | 2 | 1 | 0 | 0 | 5 | 1 | 2 | 207,70 |
| SAMANIEGO | 0 | 0 | 0 | 0 | 0 | 0 | 0 | 0,00 |
| URKABUSTAIZ | 0 | 0 | 0 | 0 | 0 | 0 | 0 | 0,00 |
| VITORIA-GASTEIZ | 103 | 120 | 37 | 38 | 83 | 115 | 84 | 235,63 |
| ZALDUONDO | 1 | 0 | 0 | 0 | 0 | 0 | 0 | 515,46 |
| ZAMBRANA | 0 | 0 | 0 | 1 | 0 | 1 | 0 | 458,72 |
| ZIGOITIA | 0 | 0 | 1 | 0 | 0 | 1 | 0 | 116,82 |
| ZUIA | 1 | 0 | 0 | 7 | 0 | 1 | 0 | 380,55 |
| ARABA | 120 | 128 | 43 | 55 | 97 | 131 | 94 | 203,68 |
| ABADIÑO | 1 | 1 | 1 | 1 | 1 | 2 | 0 | 90,97 |
| ABANTO ZIERBENA | 2 | 2 | 0 | 1 | 4 | 0 | 1 | 105,53 |
| AJANGIZ | 1 | 0 | 1 | 0 | 0 | 2 | 0 | 883,00 |
| ALONSOTEGI | 0 | 1 | 0 | 0 | 0 | 0 | 0 | 35,06 |
| AMOREBIETA-ETXANO | 1 | 3 | 3 | 5 | 4 | 0 | 4 | 104,61 |

| | | | | | | | | |
|------------------|-----|-----|----|----|-----|-----|-----|---------|
| AMOROTO | 0 | 0 | 1 | 0 | 0 | 0 | 1 | 489,00 |
| ARANTZAZU | 0 | 0 | 0 | 0 | 0 | 0 | 0 | 0,00 |
| AREATZA | 1 | 0 | 0 | 1 | 1 | 0 | 2 | 411,52 |
| ARRANKUDIAGA | 0 | 0 | 0 | 1 | 0 | 0 | 0 | 98,14 |
| ARRIETA | 0 | 0 | 0 | 0 | 0 | 0 | 0 | 0,00 |
| ARRIGORRIAGA | 1 | 1 | 0 | 1 | 1 | 3 | 1 | 67,33 |
| ARTEA | 0 | 0 | 0 | 0 | 2 | 0 | 0 | 277,01 |
| ARTZENTALES | 0 | 0 | 0 | 0 | 0 | 0 | 0 | 0,00 |
| ATXONDO | 0 | 0 | 0 | 0 | 0 | 0 | 0 | 0,00 |
| AULESTI | 1 | 2 | 1 | 9 | 2 | 1 | 0 | 2406,02 |
| BAKIO | 0 | 0 | 0 | 0 | 1 | 3 | 1 | 189,47 |
| BALMASEDA | 0 | 2 | 0 | 1 | 1 | 0 | 2 | 79,00 |
| BARAKALDO | 19 | 40 | 13 | 11 | 22 | 15 | 55 | 177,67 |
| BARRIKA | 20 | 0 | 1 | 1 | 2 | 4 | 0 | 1832,46 |
| BASAURI | 5 | 8 | 3 | 5 | 4 | 3 | 13 | 100,71 |
| BEDIA | 1 | 0 | 0 | 0 | 0 | 0 | 1 | 189,75 |
| BERANGO | 2 | 5 | 3 | 1 | 1 | 1 | 1 | 193,64 |
| BERMEO | 0 | 4 | 2 | 1 | 2 | 1 | 1 | 65,17 |
| BERRIATUA | 3 | 1 | 0 | 1 | 0 | 0 | 3 | 639,49 |
| BERRIZ | 0 | 1 | 0 | 0 | 1 | 2 | 0 | 85,09 |
| BILBAO | 139 | 187 | 96 | 61 | 112 | 165 | 160 | 267,89 |
| BUSTURIA | 0 | 1 | 2 | 0 | 1 | 1 | 0 | 311,14 |
| DERIO | 1 | 2 | 3 | 3 | 2 | 2 | 5 | 278,12 |
| DIMA | 0 | 0 | 0 | 0 | 0 | 0 | 0 | 0,00 |
| DURANGO | 3 | 5 | 2 | 12 | 4 | 3 | 5 | 115,50 |
| EA | 0 | 0 | 0 | 0 | 0 | 0 | 1 | 117,92 |
| ELORRIO | 2 | 3 | 0 | 10 | 4 | 0 | 1 | 268,78 |
| ERANDIO | 14 | 6 | 8 | 5 | 8 | 7 | 15 | 259,29 |
| ERMUA | 1 | 1 | 2 | 0 | 1 | 1 | 0 | 37,41 |
| ERRIGOITI | 0 | 0 | 1 | 0 | 0 | 1 | 2 | 826,45 |
| ETXEBARRI | 1 | 1 | 1 | 0 | 2 | 1 | 2 | 70,56 |
| ETXEBARRIA | 0 | 0 | 0 | 0 | 0 | 0 | 1 | 133,16 |
| FORUA | 2 | 0 | 1 | 0 | 0 | 2 | 1 | 655,02 |
| GALDAKAO | 7 | 8 | 5 | 3 | 9 | 7 | 3 | 142,91 |
| GALDAMES | 0 | 0 | 0 | 0 | 0 | 1 | 0 | 119,62 |
| GAMIZ-FIKA | 0 | 1 | 0 | 0 | 0 | 0 | 0 | 72,78 |
| GATIKA | 0 | 0 | 0 | 2 | 0 | 0 | 0 | 121,36 |
| GAUTEGIZ ARTEAGA | 0 | 1 | 1 | 0 | 0 | 3 | 0 | 585,48 |
| GERNIKA-LUMO | 15 | 14 | 20 | 37 | 13 | 47 | 19 | 986,55 |
| GETXO | 28 | 18 | 20 | 18 | 36 | 11 | 41 | 223,12 |
| GORDEXOLA | 0 | 0 | 1 | 0 | 2 | 0 | 1 | 232,02 |
| GORLIZ | 3 | 0 | 0 | 4 | 6 | 0 | 2 | 257,51 |
| GÜEÑES | 0 | 0 | 0 | 0 | 1 | 0 | 2 | 45,70 |

| | | | | | | | | |
|---------------------|----|----|---|---|----|----|----|---------|
| IBARRANGELU | 0 | 0 | 0 | 2 | 0 | 1 | 0 | 480,00 |
| IGORRE | 0 | 1 | 0 | 0 | 2 | 0 | 1 | 96,08 |
| ISPASTER | 0 | 0 | 0 | 0 | 0 | 0 | 0 | 0,00 |
| IURRETA | 0 | 1 | 3 | 0 | 1 | 0 | 0 | 135,54 |
| IZURTZA | 0 | 0 | 0 | 0 | 0 | 1 | 0 | 346,02 |
| KARRANTZA HARANA | 0 | 0 | 0 | 0 | 0 | 0 | 1 | 35,64 |
| KORTEZUBI | 0 | 0 | 0 | 1 | 0 | 0 | 1 | 457,67 |
| LANESTOSA | 0 | 0 | 0 | 0 | 0 | 0 | 1 | 362,32 |
| LARRABETZU | 0 | 0 | 0 | 0 | 0 | 1 | 0 | 48,71 |
| LAUKIZ | 0 | 2 | 2 | 0 | 2 | 0 | 3 | 772,53 |
| LEIOA | 6 | 7 | 5 | 3 | 7 | 0 | 3 | 99,40 |
| LEKEITIO | 2 | 1 | 2 | 2 | 1 | 2 | 0 | 138,01 |
| LEMOA | 0 | 0 | 1 | 0 | 0 | 3 | 0 | 110,80 |
| LEMOIZ | 1 | 0 | 1 | 0 | 0 | 1 | 0 | 242,33 |
| LEZAMA | 1 | 0 | 0 | 0 | 0 | 0 | 0 | 41,96 |
| LOIU | 1 | 2 | 1 | 0 | 2 | 0 | 1 | 297,24 |
| MALLABIA | 0 | 0 | 0 | 0 | 1 | 0 | 0 | 85,18 |
| MARKINA - XEMEIN | 1 | 0 | 2 | 6 | 0 | 3 | 3 | 302,18 |
| MARURI-JATABE | 0 | 0 | 0 | 1 | 0 | 0 | 0 | 107,76 |
| MENDATA | 0 | 2 | 0 | 0 | 0 | 0 | 1 | 735,29 |
| MENDEXA | 0 | 0 | 0 | 0 | 0 | 0 | 0 | 0,00 |
| MEÑAKA | 0 | 0 | 0 | 2 | 0 | 0 | 4 | 841,51 |
| MORGA | 0 | 0 | 0 | 0 | 0 | 0 | 0 | 0,00 |
| MUNDAKA | 0 | 0 | 0 | 0 | 0 | 0 | 0 | 0,00 |
| MUNGIA | 3 | 4 | 6 | 8 | 8 | 4 | 7 | 230,56 |
| MUNITIBAR-ARBATZEGI | 1 | 0 | 0 | 0 | 0 | 0 | 0 | 218,82 |
| MURUETA | 1 | 0 | 0 | 1 | 1 | 1 | 0 | 1315,79 |
| MUSKIZ | 0 | 0 | 0 | 2 | 1 | 1 | 0 | 53,65 |
| MUXIKA | 1 | 1 | 0 | 5 | 2 | 3 | 1 | 877,19 |
| NABARNIZ | 1 | 0 | 0 | 1 | 0 | 1 | 0 | 1239,67 |
| ONDARROA | 3 | 4 | 6 | 2 | 3 | 0 | 6 | 279,39 |
| OROZKO | 1 | 0 | 0 | 0 | 0 | 0 | 1 | 76,54 |
| ORTUELLA | 0 | 0 | 0 | 1 | 3 | 0 | 0 | 47,90 |
| OTXANDIO | 0 | 0 | 0 | 0 | 0 | 0 | 0 | 0,00 |
| PLENTZIA | 4 | 0 | 2 | 1 | 2 | 1 | 1 | 252,12 |
| PORTUGALETE | 19 | 2 | 0 | 7 | 5 | 29 | 11 | 158,04 |
| SANTURTZI | 2 | 10 | 1 | 7 | 16 | 7 | 10 | 116,00 |
| SESTAO | 13 | 6 | 2 | 4 | 8 | 6 | 13 | 191,56 |
| SONDIKA | 0 | 1 | 1 | 0 | 0 | 0 | 2 | 89,11 |
| SOPELA | 0 | 0 | 4 | 4 | 4 | 3 | 5 | 154,48 |
| SOPUERTA | 1 | 0 | 9 | 0 | 1 | 2 | 0 | 526,74 |
| TRUCIOS-TRUTZIOZ | 0 | 0 | 0 | 0 | 0 | 0 | 0 | 0,00 |
| UGAO-MIRABALLES | 0 | 1 | 0 | 7 | 0 | 1 | 0 | 218,77 |

| | | | | | | | | |
|-------------------------------|------------|------------|------------|------------|------------|------------|------------|---------------|
| URDULIZ | 2 | 3 | 2 | 0 | 1 | 1 | 1 | 232,88 |
| URDUÑA/ORDUÑA | 0 | 0 | 1 | 0 | 0 | 1 | 0 | 46,79 |
| VALLE DE TRAPAGA - TRAPAGARAN | 4 | 6 | 0 | 3 | 4 | 1 | 5 | 193,68 |
| ZALDIBAR | 0 | 0 | 1 | 2 | 0 | 1 | 0 | 130,89 |
| ZALLA | 0 | 2 | 2 | 1 | 2 | 1 | 1 | 106,66 |
| ZAMUDIO | 0 | 0 | 0 | 0 | 1 | 0 | 2 | 91,63 |
| ZARATAMO | 0 | 0 | 0 | 2 | 0 | 0 | 0 | 122,62 |
| ZEANURI | 0 | 0 | 0 | 0 | 0 | 0 | 0 | 0,00 |
| ZEBERIO | 0 | 0 | 0 | 1 | 0 | 0 | 0 | 93,90 |
| ZIORTZA-BOLIBAR | 2 | 0 | 0 | 0 | 0 | 0 | 0 | 443,46 |
| BIZKAIA | 344 | 375 | 246 | 271 | 328 | 365 | 432 | 206,59 |

| | | | | | | | | |
|--------------------------|----|----|----|----|----|-----|----|--------|
| ADUNA | 0 | 0 | 0 | 0 | 2 | 0 | 0 | 416,67 |
| AIA | 1 | 1 | 1 | 0 | 1 | 0 | 0 | 200,20 |
| AIZARNAZABAL | 0 | 0 | 0 | 0 | 1 | 0 | 0 | 131,06 |
| ALEGIA | 0 | 0 | 0 | 0 | 1 | 1 | 1 | 171,33 |
| ALTZO | 0 | 1 | 0 | 0 | 0 | 0 | 0 | 272,48 |
| ANDOAIN | 0 | 0 | 0 | 6 | 9 | 2 | 5 | 147,21 |
| ANOETA | 0 | 0 | 0 | 0 | 1 | 0 | 0 | 49,12 |
| ANTZUOLA | 0 | 1 | 0 | 0 | 0 | 0 | 0 | 45,43 |
| ARETXABALETA | 1 | 0 | 3 | 2 | 1 | 1 | 3 | 154,97 |
| ARRASATE / MONDRAGÓN | 3 | 3 | 4 | 0 | 5 | 1 | 1 | 77,07 |
| ASTEASU | 0 | 0 | 2 | 1 | 2 | 0 | 0 | 322,58 |
| ASTIGARRAGA | 1 | 0 | 0 | 0 | 0 | 0 | 0 | 16,18 |
| AZKOITIA | 3 | 2 | 0 | 1 | 1 | 2 | 1 | 83,41 |
| AZPEITIA | 6 | 1 | 1 | 5 | 2 | 7 | 13 | 232,48 |
| BEASAIN | 0 | 1 | 1 | 1 | 2 | 2 | 4 | 78,75 |
| BERASTEGI | 0 | 0 | 0 | 0 | 0 | 0 | 0 | 0,00 |
| BERGARA | 1 | 1 | 4 | 3 | 8 | 0 | 7 | 159,96 |
| BIDANIA-GOITZ | 0 | 0 | 0 | 0 | 0 | 0 | 0 | 0,00 |
| DEBA | 1 | 0 | 0 | 0 | 1 | 0 | 0 | 36,73 |
| DONOSTIA / SAN SEBASTIÁN | 45 | 60 | 73 | 66 | 91 | 114 | 93 | 298,37 |
| EIBAR | 0 | 2 | 4 | 0 | 3 | 3 | 1 | 47,71 |
| ELGETA | 0 | 0 | 0 | 0 | 0 | 0 | 0 | 0,00 |
| ELGOIBAR | 0 | 2 | 6 | 0 | 0 | 2 | 1 | 94,95 |
| ERRETERIA | 3 | 5 | 5 | 2 | 11 | 16 | 17 | 146,98 |
| ERREZIL | 0 | 0 | 0 | 0 | 0 | 0 | 0 | 0,00 |
| ESKORIATZA | 0 | 1 | 1 | 0 | 3 | 1 | 4 | 246,00 |
| EZKIO-ITSASO | 0 | 0 | 0 | 0 | 0 | 0 | 0 | 0,00 |
| GAINTZA | 0 | 0 | 0 | 0 | 0 | 0 | 1 | 840,34 |
| GETARIA | 0 | 0 | 0 | 1 | 0 | 0 | 0 | 35,14 |
| HERNANI | 6 | 6 | 3 | 1 | 4 | 9 | 3 | 159,90 |
| HONDARRIBIA | 5 | 0 | 3 | 5 | 3 | 0 | 2 | 106,28 |
| IBARRA | 0 | 0 | 0 | 1 | 4 | 4 | 4 | 305,31 |

| | | | | | | | | |
|-----------------|------------|------------|------------|------------|------------|------------|------------|---------------|
| IDIAZABAL | 0 | 0 | 0 | 0 | 0 | 0 | 0 | 0,00 |
| IKAZTEGIETA | 0 | 0 | 1 | 1 | 0 | 0 | 0 | 395,26 |
| ITSASONDO | 0 | 1 | 0 | 0 | 0 | 0 | 0 | 139,28 |
| IRUN | 5 | 15 | 14 | 6 | 10 | 8 | 7 | 108,52 |
| IRURA | 0 | 0 | 0 | 1 | 1 | 1 | 0 | 165,65 |
| LASARTE - ORIA | 3 | 12 | 0 | 5 | 13 | 12 | 19 | 339,97 |
| LAZKAO | 0 | 0 | 0 | 0 | 1 | 0 | 1 | 36,04 |
| LEGAZPI | 0 | 0 | 1 | 1 | 2 | 2 | 1 | 83,04 |
| LEGORRETA | 0 | 0 | 0 | 0 | 0 | 0 | 1 | 67,16 |
| LEZO | 0 | 1 | 0 | 0 | 0 | 3 | 3 | 114,72 |
| LIZARTZA | 0 | 0 | 0 | 0 | 0 | 0 | 1 | 154,56 |
| MENDARO | 0 | 0 | 0 | 0 | 2 | 0 | 0 | 93,50 |
| MUTRIKU | 3 | 1 | 4 | 2 | 1 | 3 | 1 | 281,21 |
| OIARTZUN | 2 | 0 | 1 | 0 | 0 | 0 | 0 | 28,98 |
| OLABERRIA | 0 | 0 | 0 | 0 | 1 | 0 | 0 | 109,41 |
| ORDIZIA | 0 | 2 | 1 | 1 | 0 | 10 | 2 | 160,48 |
| ORENDAIN | 0 | 0 | 0 | 0 | 0 | 0 | 0 | 0,00 |
| OREXA | 0 | 0 | 0 | 0 | 0 | 0 | 0 | 0,00 |
| ORIO | 3 | 0 | 0 | 2 | 2 | 2 | 1 | 164,99 |
| ORMAIZTEGI | 0 | 1 | 0 | 0 | 0 | 0 | 0 | 77,22 |
| OÑATI | 5 | 1 | 0 | 1 | 2 | 1 | 2 | 105,68 |
| PASAIA | 2 | 3 | 1 | 6 | 1 | 7 | 6 | 155,59 |
| SEGURA | 0 | 2 | 0 | 0 | 0 | 0 | 0 | 131,32 |
| SORALUZE | 0 | 0 | 0 | 0 | 0 | 0 | 0 | 0,00 |
| TOLOSA | 2 | 0 | 1 | 2 | 3 | 10 | 5 | 119,36 |
| URNIETA | 1 | 0 | 0 | 0 | 2 | 1 | 0 | 64,62 |
| URRETXU | 2 | 0 | 0 | 1 | 3 | 2 | 1 | 132,31 |
| USURBIL | 0 | 0 | 0 | 0 | 3 | 0 | 1 | 63,31 |
| VILLABONA | 0 | 1 | 2 | 0 | 1 | 0 | 2 | 101,59 |
| ZALDIBIA | 0 | 0 | 0 | 0 | 0 | 0 | 0 | 0,00 |
| ZARAUTZ | 2 | 5 | 1 | 6 | 6 | 9 | 5 | 145,92 |
| ZEGAMA | 0 | 0 | 0 | 0 | 0 | 0 | 0 | 0,00 |
| ZESTOA | 0 | 2 | 0 | 1 | 1 | 2 | 0 | 156,54 |
| ZIZURKIL | 0 | 1 | 2 | 0 | 2 | 0 | 4 | 297,13 |
| ZUMAIA | 0 | 0 | 0 | 1 | 2 | 0 | 1 | 40,71 |
| ZUMARRAGA | 0 | 0 | 0 | 0 | 0 | 5 | 0 | 51,19 |
| GIPUZKOA | 106 | 135 | 140 | 132 | 215 | 243 | 225 | 166,76 |
| OTROS | 22 | 21 | 24 | 19 | 22 | 25 | 13 | |

*7 eguneko tasa 100.000 biztanleko/ Tasa de 7 días por 100.000 habitantes

**PCR POSITIBO BERRIAK EUSKADIKO OSASUN EREMUETAN /
NUEVOS POSITIVOS PCR EN LAS ZONAS DE SALUD DE EUSKADI**

Alfabetoz ordenatuta./ Ordenado alfabéticamente.

| OSASUN-EREMUAK/ZONAS DE SALUD | 21/08 | 22/08 | 23/08 | 24/08 | 25/08 | 26/08 | 27/08 | Tasa* |
|-------------------------------|-------|-------|-------|-------|-------|-------|-------|--------|
| Abadiño-Elorrio-Berriz | 3 | 5 | 1 | 15 | 6 | 5 | 1 | 147,98 |
| Abanto-Muskiz | 1 | 2 | 1 | 2 | 3 | 1 | 0 | 58,31 |
| Abetxuko | 1 | 6 | 0 | 1 | 0 | 0 | 0 | 208,28 |
| Aiala | 2 | 1 | 4 | 8 | 2 | 7 | 2 | 136,15 |
| Alango | 2 | 5 | 1 | 4 | 6 | 1 | 9 | 142,42 |
| Alegia | 0 | 1 | 1 | 1 | 1 | 1 | 2 | 105,03 |
| Algorta | 10 | 9 | 7 | 6 | 14 | 3 | 19 | 205,26 |
| Alza-Roteta | 4 | 2 | 1 | 5 | 7 | 6 | 3 | 142,39 |
| Amara Berri | 10 | 14 | 13 | 18 | 21 | 24 | 24 | 352,95 |
| Amara Centro | 6 | 2 | 8 | 9 | 6 | 15 | 8 | 325,73 |
| Amorebieta | 1 | 3 | 4 | 5 | 4 | 0 | 4 | 105,99 |
| Andoain | 0 | 0 | 0 | 5 | 9 | 2 | 5 | 135,99 |
| Aranbizkarra I | 10 | 13 | 5 | 4 | 5 | 10 | 4 | 337,84 |
| Aranbizkarra II | 1 | 3 | 0 | 1 | 6 | 7 | 7 | 201,19 |
| Arrasate | 3 | 3 | 4 | 1 | 5 | 1 | 1 | 71,63 |
| Arratia | 2 | 1 | 0 | 1 | 5 | 0 | 4 | 94,63 |
| Arrigorriaga | 0 | 1 | 0 | 13 | 2 | 1 | 0 | 106,82 |
| Astrabudua | 9 | 3 | 0 | 4 | 2 | 3 | 1 | 208,89 |
| Azkoitia | 3 | 2 | 0 | 1 | 1 | 2 | 1 | 83,71 |
| Azpeitia | 6 | 1 | 1 | 5 | 2 | 7 | 13 | 210,01 |
| Balmaseda | 0 | 2 | 0 | 1 | 1 | 0 | 4 | 68,29 |
| Basauri-Ariz | 3 | 5 | 3 | 4 | 2 | 1 | 5 | 86,09 |
| Basauri-Kareaga | 1 | 5 | 0 | 0 | 4 | 2 | 8 | 130,45 |
| Basurto | 5 | 7 | 11 | 5 | 5 | 7 | 7 | 223,06 |
| Beasain | 0 | 4 | 1 | 1 | 2 | 2 | 3 | 57,44 |
| Begoña | 6 | 2 | 0 | 1 | 1 | 3 | 5 | 151,64 |
| Beraun - Errenteria | 2 | 0 | 4 | 0 | 6 | 10 | 6 | 183,35 |
| Bergara | 1 | 2 | 4 | 3 | 8 | 0 | 7 | 137,42 |
| Bermeo | 0 | 4 | 2 | 1 | 2 | 1 | 1 | 57,47 |
| Bidebieta | 1 | 4 | 2 | 0 | 2 | 4 | 7 | 276,20 |
| Bolueta | 1 | 6 | 2 | 1 | 0 | 4 | 2 | 166,41 |
| Bombero Etxaniz | 18 | 21 | 7 | 9 | 6 | 20 | 20 | 263,51 |
| Buenavista | 1 | 2 | 0 | 3 | 2 | 4 | 2 | 105,57 |
| Casco Viejo (Bilbao) | 6 | 8 | 8 | 3 | 4 | 15 | 7 | 389,25 |
| Casco Viejo (Vitoria) | 14 | 14 | 2 | 2 | 7 | 1 | 12 | 285,21 |
| Deba | 4 | 1 | 4 | 2 | 2 | 3 | 1 | 158,76 |
| Desierto / Urban | 2 | 4 | 0 | 0 | 2 | 4 | 1 | 135,44 |
| Deusto | 20 | 21 | 5 | 4 | 9 | 10 | 20 | 343,58 |
| Dumboa | 3 | 7 | 3 | 3 | 2 | 4 | 2 | 79,50 |

| | | | | | | | | |
|---------------------------------|----|----|----|----|----|----|----|--------|
| Durango | 3 | 6 | 8 | 12 | 5 | 5 | 5 | 125,37 |
| Egia | 3 | 5 | 7 | 3 | 11 | 11 | 8 | 321,29 |
| Eibar | 0 | 1 | 4 | 0 | 2 | 3 | 0 | 51,08 |
| Elgoibar | 0 | 2 | 6 | 0 | 2 | 2 | 1 | 71,42 |
| Erandio | 5 | 4 | 9 | 1 | 6 | 4 | 14 | 302,84 |
| Ermua | 1 | 1 | 3 | 0 | 2 | 1 | 1 | 52,17 |
| Etxebarri | 1 | 1 | 1 | 0 | 2 | 1 | 1 | 65,02 |
| Galdakao | 7 | 6 | 4 | 3 | 7 | 5 | 3 | 110,46 |
| Gazalbide Txagorritxu | 3 | 7 | 4 | 5 | 7 | 7 | 4 | 236,41 |
| Gazteleku | 3 | 15 | 3 | 4 | 14 | 9 | 3 | 241,79 |
| Gernika | 17 | 14 | 21 | 39 | 15 | 53 | 20 | 942,01 |
| Gernikaldea | 5 | 5 | 5 | 8 | 3 | 10 | 5 | 547,76 |
| Gorliz - Plentzia | 32 | 0 | 4 | 7 | 10 | 5 | 3 | 504,38 |
| Gros | 9 | 6 | 16 | 13 | 14 | 15 | 17 | 301,99 |
| Güeñes | 0 | 0 | 1 | 1 | 3 | 0 | 3 | 97,48 |
| Hernani - Urnieta - Astigarraga | 8 | 7 | 3 | 1 | 6 | 10 | 3 | 110,16 |
| Hondarribia | 5 | 0 | 3 | 5 | 3 | 1 | 2 | 106,17 |
| Ibarra | 0 | 0 | 0 | 1 | 4 | 4 | 5 | 178,53 |
| Indautxu | 10 | 9 | 6 | 6 | 8 | 9 | 7 | 276,47 |
| Intxaurrenondo | 3 | 0 | 3 | 1 | 7 | 0 | 1 | 130,20 |
| Irun - Centro | 1 | 8 | 11 | 3 | 8 | 5 | 6 | 109,22 |
| Iztietia - Erretereria | 2 | 5 | 1 | 2 | 5 | 6 | 11 | 122,61 |
| Javier Sáenz de Buruaga | 0 | 4 | 3 | 0 | 5 | 0 | 4 | 100,64 |
| Karmelo | 4 | 9 | 1 | 1 | 5 | 3 | 2 | 207,54 |
| La Habana | 6 | 6 | 2 | 0 | 9 | 3 | 2 | 232,64 |
| La Paz | 4 | 9 | 1 | 5 | 2 | 0 | 9 | 135,89 |
| La Peña | 2 | 6 | 0 | 0 | 0 | 3 | 2 | 127,03 |
| Lakua - Arriaga | 4 | 4 | 3 | 3 | 4 | 12 | 9 | 251,76 |
| Lakuabizkarra | 5 | 7 | 7 | 2 | 4 | 9 | 9 | 147,13 |
| Las Arenas | 19 | 4 | 13 | 11 | 17 | 9 | 14 | 252,78 |
| Lasarte - Usurbil | 3 | 12 | 0 | 5 | 16 | 12 | 20 | 256,49 |
| Lazkao | 0 | 0 | 0 | 0 | 2 | 0 | 1 | 35,22 |
| Legazpi | 0 | 0 | 1 | 1 | 2 | 2 | 1 | 80,10 |
| Lekeitio | 3 | 3 | 4 | 11 | 3 | 3 | 2 | 288,13 |
| Leioa | 2 | 7 | 4 | 2 | 6 | 1 | 2 | 95,76 |
| Lezo-San Juan | 0 | 2 | 0 | 1 | 0 | 4 | 3 | 117,08 |
| Llanada Alavesa | 3 | 1 | 0 | 0 | 5 | 1 | 2 | 99,83 |
| Llodio | 4 | 2 | 0 | 0 | 0 | 1 | 3 | 43,34 |
| Loiola | 0 | 2 | 1 | 3 | 7 | 5 | 4 | 308,69 |
| Lutxana | 0 | 3 | 0 | 1 | 3 | 1 | 10 | 245,73 |
| Markina - Xemein | 3 | 0 | 2 | 6 | 0 | 2 | 5 | 277,44 |
| Mina del Morro | 0 | 9 | 5 | 3 | 12 | 1 | 10 | 361,43 |
| Miribilla-La Merced | 14 | 12 | 10 | 3 | 11 | 9 | 19 | 400,70 |

| | | | | | | | | |
|---------------------------|----|----|----|----|----|----|----|--------|
| Montaña alavesa | 0 | 0 | 0 | 0 | 0 | 1 | 0 | 45,75 |
| Mungia | 3 | 7 | 8 | 12 | 12 | 8 | 15 | 241,03 |
| Norte-Villarreal | 0 | 2 | 1 | 0 | 0 | 0 | 0 | 70,54 |
| Norte-Zuya | 3 | 0 | 1 | 8 | 0 | 2 | 0 | 255,47 |
| Oiartzun | 2 | 0 | 1 | 0 | 0 | 0 | 0 | 28,48 |
| Olaguibel | 11 | 21 | 2 | 1 | 9 | 12 | 10 | 193,86 |
| Olarizu | 11 | 6 | 2 | 3 | 4 | 2 | 4 | 197,11 |
| Ondarreta | 3 | 9 | 6 | 3 | 10 | 21 | 13 | 177,02 |
| Ondarroa | 6 | 5 | 6 | 3 | 3 | 0 | 8 | 321,58 |
| Oñati | 5 | 1 | 0 | 1 | 2 | 1 | 2 | 101,44 |
| Ordizia | 0 | 3 | 1 | 1 | 0 | 10 | 3 | 127,28 |
| Ortuella | 1 | 0 | 0 | 1 | 3 | 0 | 0 | 58,90 |
| Otxarkoaga | 0 | 1 | 1 | 1 | 2 | 2 | 1 | 70,84 |
| Parte Vieja | 7 | 14 | 16 | 14 | 7 | 15 | 9 | 594,25 |
| Pasai Antxo | 0 | 1 | 0 | 0 | 0 | 3 | 2 | 88,40 |
| Pasajes San Pedro | 2 | 1 | 1 | 5 | 1 | 4 | 4 | 169,62 |
| Portugalete - Centro | 8 | 0 | 0 | 1 | 3 | 15 | 5 | 190,85 |
| Portugalete-Repelega | 10 | 1 | 0 | 5 | 0 | 12 | 3 | 153,85 |
| Rekalde | 16 | 12 | 8 | 2 | 5 | 16 | 10 | 244,93 |
| Rioja | 1 | 0 | 1 | 1 | 4 | 0 | 1 | 73,50 |
| Rontegi | 4 | 4 | 4 | 2 | 6 | 4 | 6 | 263,83 |
| Salburua | 8 | 5 | 2 | 3 | 5 | 8 | 9 | 244,78 |
| San Adrián | 8 | 11 | 2 | 3 | 3 | 10 | 8 | 447,98 |
| San Ignacio | 7 | 7 | 7 | 2 | 7 | 10 | 9 | 197,01 |
| San Martín | 8 | 11 | 6 | 2 | 7 | 13 | 6 | 161,46 |
| San Vicente | 2 | 6 | 7 | 1 | 2 | 5 | 11 | 169,66 |
| Sansomendi | 1 | 2 | 0 | 2 | 1 | 4 | 1 | 118,34 |
| Santurtzi-Centro-Mamariga | 1 | 1 | 0 | 1 | 7 | 3 | 5 | 98,08 |
| Santurtzi Kabiezes | 2 | 8 | 1 | 4 | 9 | 3 | 6 | 126,81 |
| Santutxu-Solokoetxe | 8 | 12 | 5 | 5 | 1 | 8 | 12 | 311,51 |
| Sestao Kuetu | 3 | 3 | 0 | 3 | 3 | 2 | 8 | 214,15 |
| Sestao Markonzaga | 9 | 3 | 2 | 1 | 5 | 3 | 5 | 157,03 |
| Sopela | 4 | 8 | 10 | 4 | 7 | 6 | 6 | 176,98 |
| Tolosa | 2 | 0 | 1 | 2 | 3 | 10 | 5 | 110,79 |
| Torrekoa | 0 | 1 | 0 | 0 | 1 | 0 | 1 | 30,75 |
| Trapagaran | 4 | 6 | 0 | 3 | 4 | 1 | 5 | 191,49 |
| Txorierrri | 2 | 5 | 5 | 3 | 5 | 2 | 10 | 168,81 |
| Txurdinaga | 5 | 6 | 5 | 1 | 3 | 10 | 2 | 217,30 |
| Valle de Leniz | 1 | 1 | 4 | 1 | 4 | 2 | 7 | 175,21 |
| Valles Alaveses I | 1 | 2 | 0 | 0 | 1 | 1 | 0 | 108,18 |
| Valles Alaveses II | 0 | 0 | 0 | 1 | 1 | 3 | 0 | 209,73 |
| Villabona | 0 | 2 | 6 | 2 | 9 | 2 | 7 | 175,59 |
| Zabalgana | 11 | 7 | 0 | 1 | 5 | 6 | 4 | 142,89 |

| | | | | | | | | |
|---------------------------|----|----|----|----|----|----|----|--------|
| Zaballa C.S. | 5 | 4 | 0 | 1 | 4 | 0 | 9 | 175,25 |
| Zalla | 1 | 2 | 9 | 1 | 2 | 4 | 2 | 179,33 |
| Zaramaga | 15 | 6 | 2 | 8 | 9 | 20 | 5 | 452,30 |
| Zarautz – Orio - Aia | 6 | 6 | 3 | 8 | 10 | 11 | 6 | 154,69 |
| Zorroza | 3 | 3 | 5 | 2 | 5 | 17 | 3 | 259,42 |
| Zuazo | 2 | 10 | 1 | 0 | 2 | 2 | 10 | 149,53 |
| Zumaia - Zestoa - Getaria | 1 | 2 | 0 | 3 | 4 | 2 | 1 | 74,02 |
| Zumarraga | 2 | 0 | 0 | 2 | 3 | 7 | 1 | 80,70 |
| Zurbaran | 1 | 4 | 2 | 0 | 3 | 1 | 4 | 141,54 |
| Otros | 20 | 27 | 20 | 18 | 25 | 22 | 16 | |

*7 eguneko tasa 100.000 biztanleko/ Tasa de 7 días por 100.000 habitantes